

SHADOWLIGHTS

SHADOW LIGHTS

"All the variety,
all the charm,
all the beauty of life
is composed of..."

...shadow and light."

Tolstoy

SHADOW

Let the urban space become
the stage of life.

Design that stage with shadow and light –
exciting and dramatic.

Be the director of this outdoor stage.



Illustrations show optional equipment.

LIGHTS

From basic illumination that discreetly blends with
the surroundings to exciting effects of shadow
and light – with SHADOW LIGHTS, all options are
open to you.

Nearly hidden light sources do not emit stray
light upwards into the sky, meeting “dark sky”
requirements. This way, the urban space is
designed in a mindful way while atmospheric
and astonishing effects are created.

It is up to you:
either preset spotlights with a fixed lighting
configuration or spotlights individually controlled
and aligned referring to the space’s needs – as
you desire.

SHADOW LIGHTS –
impressive effects by night...





...an understated aesthetic by day.



Photo: © ingenhoven architects / HGEsch



Photo: © ingenhoven architects / HGEsch

SHADOW LIGHTS

STAGE 1, STAGE 2 and STAGE 3!

SHADOW LIGHTS are available in three variants -
transforming any urban space into a stage.



STAGE 1

STAGE 1 – as simple as it gets!

What area of application do you have in mind: path, street, boulevard or square?
We have adapted the STAGE 1 precisely for these purposes and equipped it with the appropriate, preset inserts.


You don't have to worry about a thing – except for how you intend to use the STAGE 1.

STAGE 1: The simplest way to be unique.



Path

- 2 Inserts
- Height: 5 m



5 m


Street

- 3 Inserts
- Height: 6 m



Boulevard

- 4 Inserts
- Height: 7 m




Square

- 5 Inserts
- Height: 8 m



STAGE 1

Fixed preset configurations ensure coverage of the most common applications.





STAGE 2

STAGE 2 – offers a high degree of variability.

Due to its flexibility, the STAGE 2 stands for the entry into the individual design of urban space – and thus for flexibly designing your stage setting.

It offers the possibility of combining different inserts with different lighting characteristics and rotating the elements (empty modules with cut-out) by up to 360 degrees, as required. Just the way you want it.

STAGE 2: Immerse yourself in the design of your stage setting!



Modular design



1-5 elements

STAGE 2 INSERTS

KEY FACTS:

- 1-5 elements with insert possible
- Position of the elements can be freely selected
- Elements can be rotated 360 degrees
- Spotlights are fixed
- All 4 spotlights of an insert are connected in series
- Dimmability given per insert



Insert „KEY“



Insert „ACCENT“



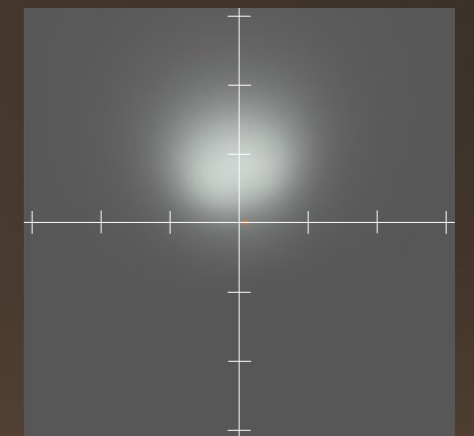




Insert „AMBIENT“



Insert „AREA“



Insert „UNIQUE“



STAGE 3

STAGE 3 – as individually as it gets!

Flexible, more flexible, STAGE 3. With the STAGE 3, there are no limits to your creativity. Whether different lengths of the base element or a completely individual number of intermediate elements.

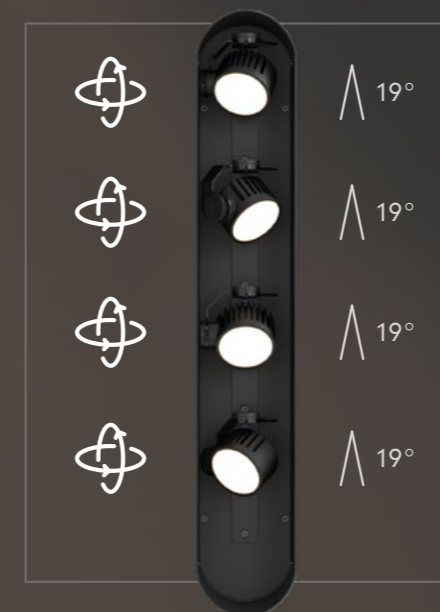
What's more, with STAGE 3, you get the benefits of individually adjustable spotlights – each and every spotlight. This enables you to create a unique stage setting, entirely according to your wishes and ideas.

STAGE 3: Let the show begin!



KEY FACTS:

- All 4 spotlights of an insert can be controlled via DALI or DMX
- 1-5 elements with insert possible
- Position of the elements can be freely selected
- Elements can be rotated by 360°
- All spotlights can be individually adjusted to any desired angle setting using the 2 joints:
 - Vertical adjustment: +15° to -80°
 - Horizontal adjustment: +37° to -37°



Insert „PREMIUM SPOT“

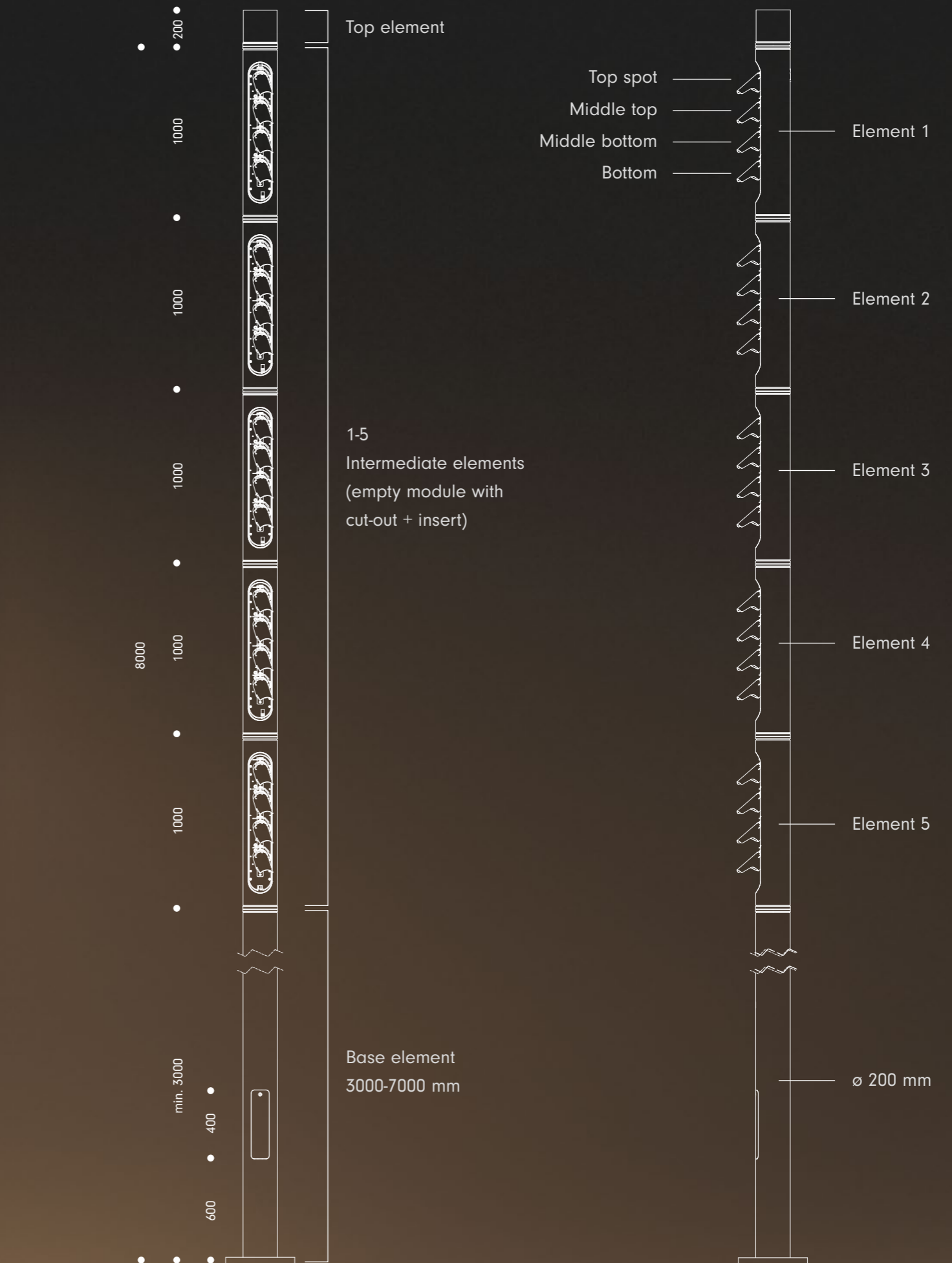


Insert „PREMIUM WASH“

Illustration show optional equipment.

TECHNICAL INFORMATION

	Column + Insert		Base Element + Intermediate Element(s) + Inserts + Top Element (One intermediate element with cutout is required per insert)
	STAGE 1	STAGE 2	STAGE 3
Spotlight alignment	Not adjustable		Individually adjustable: Vertical +15° to -80 Horizontal +37° to -37
Control	Control per insert (all 4 spotlights together) optionally without dimming or with dimming via DALI, StepDim or AstroDim		Control per Spot (single) via DMX
Number of inserts	2-5, depending on column height	1-5, depending on elements and total height	
Cutouts for inserts	Fix in column	In intermediate elements, variably combinable	
Alignment of inserts		Elements rotatable 360°	
Height Column	5 m, 6 m, 7 m, 8 m	min. 4,2 m / max. 8,2 m	
Height Top Element	-	0,2 m	
Height Intermediate Element	-	1 m	
Height Base Element	-	3-7 m	
Insert GOBO	-	Placement of insert in base element possible, our experts will be pleased to advise you!	
Insert SPEAKER	-		
Insert CCTV	-		
Diameter	200 mm		





Technical drawings refer to Stage 2 and Stage 3.

Illustrations show optional equipment.


STAGE 1

Factory settings



STAGE 1 is available with an embedded base and flange plate.

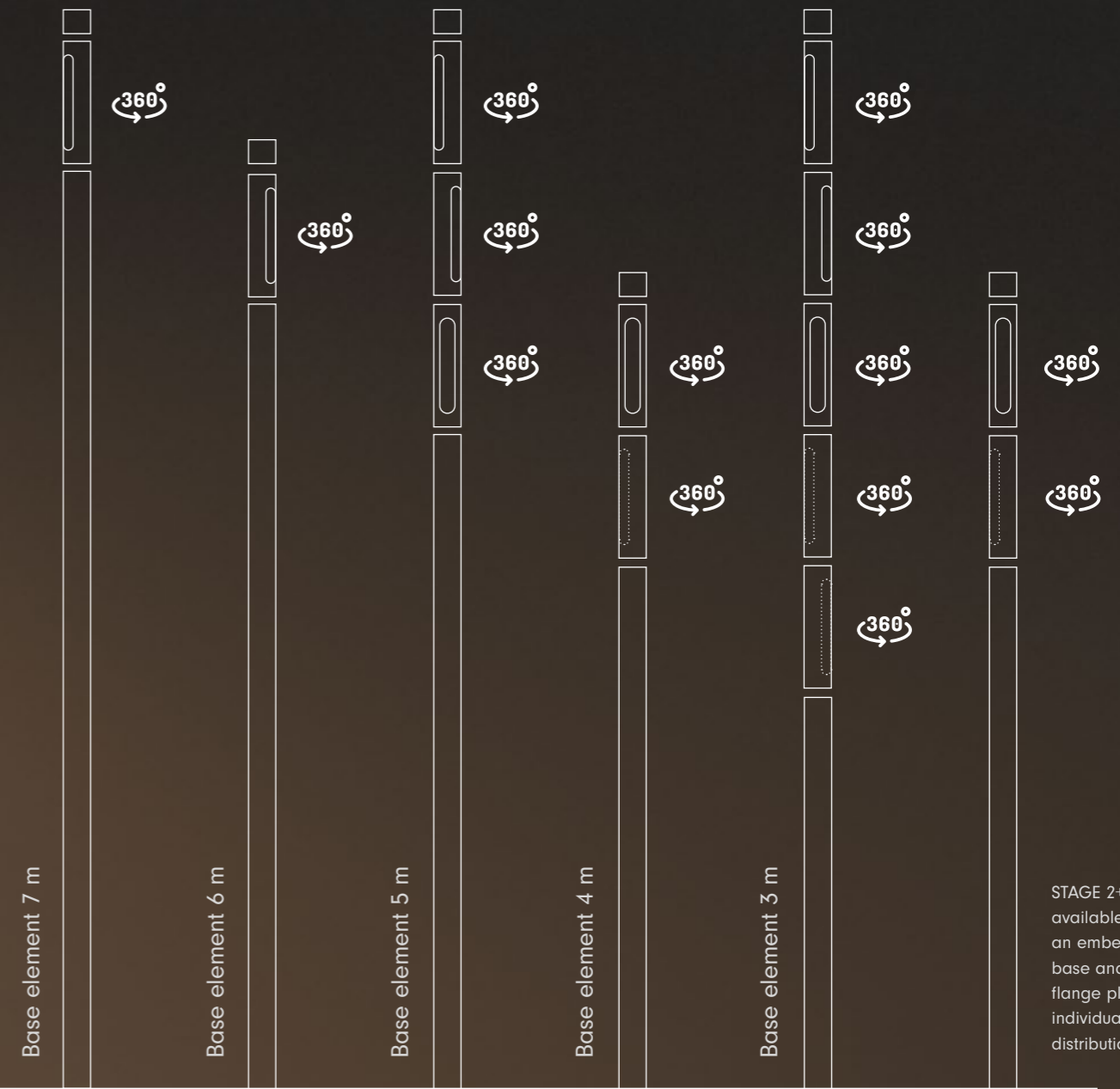
Path Street Boulevard Square



5 m

STAGE 2+3

Freely selectable angle settings



STAGE 2+3 are available with an embedded base and flange plate, individual light distribution.

ACCESSOIRES

INSERTS FOR BASE ELEMENT:

- CCTV
- Speaker
- Gobo



CCTV



Speaker



Gobo



ACCESSORIES FOR SPOTLIGHTS:

- Sky shield
- Base shield
- Traverse



Sky shield



Base shield



Subsequent possibility of conversion to swivelling traverses.

Traverse

PROJECT KÖ-BOGEN II DUSSELDORF

KEY FACTS:

- **Clients:**
Dusseldorf Schadowstraße 50/52 GmbH & Co. KG; CENTRUM Projektentwicklung GmbH, Dusseldorf; B&L Gruppe, Hamburg
- **Architect:**
ingenhoven architects, Dusseldorf
- **Project coordination:**
AIP Bauregie GmbH, Dusseldorf
- **Structural planning:**
Schübler-Plan Ingenieurgesellschaft mbH, Dusseldorf
- **Development plan procedure:**
Heinz Jahnen Pflüger – Stadtplaner und Architekten Partnerschaft, Aachen
- **Geotechnical consulting:**
ICG Dusseldorf GmbH & Co. KG
- **Façade planning – green roofs and fronts:**
ingenhoven architects, Dusseldorf
- **Phytotechnology / Special greening of buildings:**
Prof. Dr. Strauch, Beuth University of Applied Sciences Berlin, Department Life Sciences and Technology
- **Vegetation ecology consulting:**
Prof. Dr. Reif, University of Freiburg, Chair of Site Classification and Vegetation Science
- **Landscape architect:**
studio grüngrau Landschaftsarchitektur GmbH
- **Lighting Designer:**
Tropp Lighting Design GmbH
- **Product Design:**
Hess-Design
- **Product:**
SHADOW LIGHTS, version: STAGE 3 (8 m)
- **Location:**
Gustaf-Gründgens-Platz 1, Dusseldorf
- **Photographer:**
HGEsch Photography



The refurbished and modernised theatre on Gustaf-Gründgens-Platz shines in a new splendour into the urban space. This striking gem with a curved, white façade has written architectural history and is located in the immediate vicinity of the Dreischeibenhaus building, another icon of the post-war period.





The impressive ensemble is complemented by the new Kö-Bogen II business and office complex, which features a unique façade of hornbeam hedges and frames the newly designed Gustaf-Gründgens-Platz. The aim of the redesign was to create an attractive, vibrant square that would serve the whole city and do justice to its special role as a gateway to the city's theatre.





These requirements resulted in the development of a lighting concept that enacts the **public space** as a **stage** for urban Düsseldorf life in the evening.

The new lighting concept equals a theater performance. In the evening, the square is atmospherically illuminated. The light sources are **well hidden**, so the luminaires are quite invisible while revitalizing the area, **without contributing to the night sky's light pollution.**



A controllable lighting concept makes it possible to call up various lighting scenes as needed and bathe the urban square in contrasting light.

To create optimal lighting conditions for a variety of different uses, illuminating columns working like outdoor stage lights were installed. The SHADOW LIGHTS was developed for this purpose, equipped with separate spotlights, allowing individual areas to be illuminated without glare or the square to be illuminated in different ways that are appropriate for a wide array of events.

The swivelling spotlights can be individually controlled, making it possible to create custom lighting scenarios on the square.




With the redesign of Gustaf-Gründgens-Platz, the city of Düsseldorf is enriched by a notable new cultural attraction. By day and by night.

The SHADOW LIGHTS - made by Hess.



Photo: © Ingenhoven architects / HGF&Sch



Gustaf-Gründgens-Platz with landscaped office building, Schadow-Arkaden shopping centre and Johanneskirche, Düsseldorf

Photo: © Ingenhoven architects / HGF&Sch

PROJECT

THE CHAMBER OF INDUSTRY AND COMMERCE OF THE „SCHWARZWALD- BAAR-HEUBERG“ COUNTIES

KEY FACTS:

- **Clients:**
The Chamber of Industry and Commerce of the „Schwarzwald-Baar-Heuberg“ Counties
- **Planner:**
kom_plan planungsgesellschaft mbH
- **Architect:**
Martin Kohler, Freier Architekt BDA
kohler grohe architekten BDA
- **Landscape architect:**
Büro Hink Landschaftsarchitektur GmbH
- **Lighting Designer:**
Klein Tarteo Office for Lighting Design
- **General contractor:**
GOLDBECK Süd GmbH, Engen
- **Product Design:**
Hess-Design
- **Product:**
SHADOW LIGHTS
- **Location:**
Industrie- und Handelskammer
Schwarzwald-Baar-Heuberg
Albert-Schweitzer-Straße 7
78052 Villingen-Schwenningen
- **Photographer:**
Hess GmbH Licht + Form









Hess GmbH Licht + Form
Lantwattenstrasse 22
D-78050 Villingen-Schwenningen
Phone: + 49 (0) 7721 920-0
E-mail: info@hess.eu
www.hess.eu

.hess

© Hess GmbH Licht + Form
12/2023

We reserve the right to make technical changes.